

Technical sheet :

DOZER BLADE - HYDRAULIC (COMPACT MACHINES)





Customer benefits

- For all material pushing applications.







Technical characteristics

- User-friendly, continuous hydraulic orientation (2 cylinders).
- Bolt-on wear plate.

MANITOU
GROUP ATTACHMENTS

Weight		BLD 1080 H	BLD 1480 H	BLD 1800 H (a)	BLD 1800 H (b)	BLD 1800 H (c)	BLD 2000 H (a)	BLD 2000 H (b)	BLD 2135 H	BLD 2365 H
Overall weight (kg)		195	230	270	270	305	305	305	470	510
Weight and dimensions										
Overall height (mm)	h17	977	677	677	677	677	677	677	677	677
Width (mm)		1080	1480	1800	1800	1800	2000	2000	2135	2365
Depth (mm)	p5	813	813	813	813	813	813	813	813	933
Working Parameters										
Machine Equipment										
Horizontal angle (°)		18	18	18	18	18	18	18	30	30

Machines compatibility	BLD 1080 H	BLD 1480 H	BLD 1800 H (a)	BLD 1800 H (b)	BLD 1800 H (c)	BLD 2000 H (a)	BLD 2000 H (b)	BLD 2135 H	BLD 2365 H
All-Tach®	N726033	N736037	N757043	N51502490	N51502491	N757044	N51502492	N51502085	N700264
1050R	-	X	-	-	-	-	-	-	-
1050RT	-	X	-	-	-	-	-	-	-
1350R NXT2	-	X	-	-	-	-	-	-	-
1350RT	-	X	-	-	-	-	-	-	-
1640 E	X	-	-	-	-	-	-	-	-
1650R	-	-	X	-	-	-	-	-	-
1650RT	-	-	X	-	-	-	-	-	-
1900R	-	-	-	X	-	-	-	-	-
2100V	-	-	-	X	-	-	-	-	-
2200R	-	-	-	X	-	-	-	-	-
2300V	-	-	-	X	-	-	-	-	-
2300VT	-	-	-	-	-	-	-	X	-
2600R	-	-	-	-	X	-	X	-	-
2700V NXT2	-	-	-	-	-	X	-	-	-
2750V	-	-	-	-	X	-	X	-	-
2750VT	-	-	-	-	-	-	-	X	-
3300V NXT2	-	-	-	-	-	-	-	X	-
4200V	-	-	-	-	-	-	-	-	X
R135	-	X	-	-	-	-	-	-	-
R165	-	-	X	-	-	-	-	-	-
R220	-	-	-	X	-	-	-	-	-
R260	-	-	-	-	X	-	X	-	-
RT105	-	X	-	-	-	-	-	-	-
RT135	-	X	-	-	-	-	-	-	-
RT165	-	-	X	-	-	-	-	-	-
V210 - NEW	-	-	-	X	-	-	-	-	-
V230 - NEW	-	-	-	X	-	-	-	-	-
V275 - NEW	-	-	-	-	X	-	X	-	-
V330	-	-	-	-	-	-	-	X	-
VT230 - NEW	-	-	-	-	-	-	-	X	-
VT275 - NEW	-	-	-	-	-	-	-	X	-

TABLE SYMBOL					
	No predisposition required		Hydraulic line		Return piping to hydraulic oil tank
	Electric predisposition		Platform predisposition		Tyre handler, cylinder handler predisposition



Head Office

B.P. 249 - 430 rue de l'Aubinière

44150 Ancenis Cedex - France

Tel: +33 (0)2 40 09 10 11 - Fax: +33 (0)2 40 09 10 97

www.manitou.com



This publication provides a description of the configuration versions and options for Manitou products, which may differ for equipment. The equipment presented in this brochure may be part of a series, as an option, or it may not be available, depending on the versions. Manitou reserves the right, at any time and without notice, to amend the specifications described and represented. The specifications provided do not bind the manufacturer. For more details, please contact your Manitou agent. This is not a contractually binding document. The presentation of the products is not contractually binding. List of specifications non-exhaustive. The logos as well as the visual identity of the company are owned by Manitou and cannot be used without authorisation. All rights reserved. The photos and diagrams contained in this brochure are only provided for consultation and information purposes.

MANITOU BF SA - Limited company with board of directors - Share capital: 39,668,399 euros - 857 802 508 RCS Nantes